

Log into or Join SoftChalk Connect

Help

Help Topics

Check for Updates

SoftChalk CONNECT

About SoftChalk

Join SoftChalk™ CONNECT now!

Your Account

Fields marked with an * are required.

E-mail*

Account Log In

Log in to your SoftChalk™ CONNECT account. If you do not have an account then you can create one on the [Join Now](#) page. If you have lost your password then you can [request your password](#) to have it e-mailed to you.

Username or e-mail address

Password

Remember me

Submit

What's New in SoftChalk 6

Liz Crowell

Tracy Fairless



UNIVERSITY OF CENTRAL OKLAHOMA
Center for Professional
and Distance Education
A DIVISION OF ACADEMIC AFFAIRS

SoftChalk 6

- Lesson Creator
- Connect
- New Activities



Activity



- What activities have you previously used in SoftChalk?
- How did you use them in lessons?

Objectives

- ✓ Identify the new features of SoftChalk
- ✓ Demonstrate the correct use of those features
- ✓ Apply these new features to an example lesson

SoftChalk Connect

- Create and join groups
- Stores Reusable Learning Objects, quiz groups, and lessons for use in multiple classes
- Must have an account

Groups

The screenshot shows the SoftChalk Connect Beta website. The header features the SoftChalk logo with the tagline "If it's not easy, it's not SoftChalk." and the text "CONNECT Beta". A navigation menu includes "Home", "My Content", "About", "FAQ", and "Help". A search bar is located on the right. Below the navigation, there are links for "My Learning Objects", "My Lessons & Courses", "My Polls", "My Ratings", "My Groups", and "My Profile". The main content area is titled "My Groups" and includes a "Create a Group" button. A table lists the user's groups, with one group named "UCO - CPDE" created on "09-23-2010" and having "edit" and "delete" actions. A "Back to top" link is at the bottom left, and a footer contains links for "About", "Terms", "Developers", "Privacy", and "Help".

softChalk™
If it's not easy, it's not SoftChalk.

Welcome Liz | Logout

CONNECT
Beta

Home My Content About FAQ Help

Search

[My Learning Objects](#) | [My Lessons & Courses](#) | [My Polls](#) | [My Ratings](#) | [My Groups](#) | [My Profile](#)

My Groups

Create a Group

NAME	CREATED ON	ACTIONS
UCO - CPDE	09-23-2010	edit delete

[↑ Back to top](#)

[About](#) | [Terms](#) | [Developers](#) | [Privacy](#) | [Help](#)

Activities on SoftChalk Connect



States and Capitol..
devans
History



Database Terms Wor..
devans
Information Techno..



ClassifyingApplica..
Sharkie216
Other,Arts,Business



ServerRoomPuzzle
Sharkie216
Other,Arts,Business



Top rated (more)



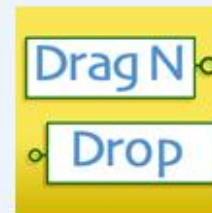
Evaluating Exponen..
mlarsen
Mathematics



Rectangular Coordi..
mlarsen
Mathematics



Flash Card - eye d..
SteveSaltzberg
Health Sciences,He..



Solving Two Step E..
mlarsen
Mathematics



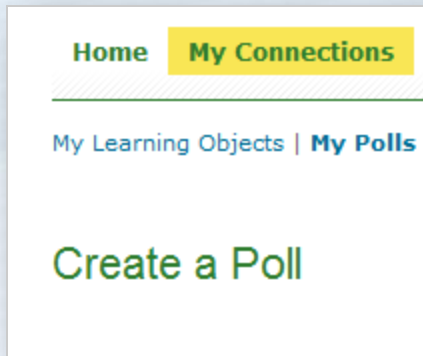
Activity



Find a Reusable Learning Object using SoftChalk Connect that you could use in one of your courses

Suggested Keywords: English, Eye, Numbers, Business

Creating Polls and Ratings



1. Create

2. Embed

3. Preview

Activity



- Embed an RLO, Poll, or Rating into your lesson
- Use the sample lesson provided

New “In-Lesson” Activities

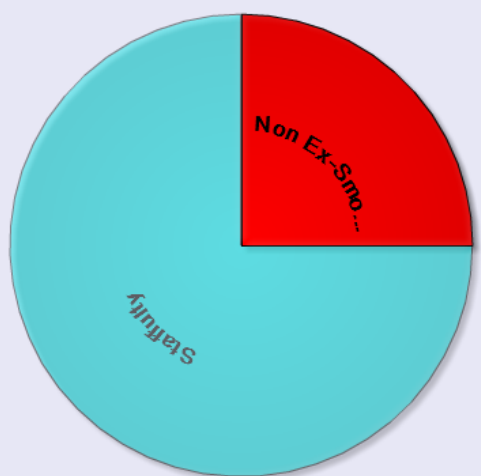
- Create new activities in your lessons
- Save to Connect
- Charts, DidYouKnow, Jigsaw Puzzle, Tabbed Info



Charts Activity

Click on the sections of the shape to the right for more information.

Non Ex-Smokers
People who were supposed to stop smoking on campus, but didn't.



Category	Color
Staff	Cyan
Non Ex-Smokers	Red

Creating a New Activity

The image shows the SoftChalk software interface with the 'Insert' menu open. The 'Activity' option is selected, and a sub-menu is displayed with various activity types. The 'Chart Preview' dialog box is open, showing a red pie chart with one slice highlighted. The 'Edit' section of the dialog box shows the 'Color' set to red and the percentage set to 'Auto'. The 'Details' section is empty. The 'OK' and 'Cancel' buttons are visible at the bottom of the dialog box.

SoftChalk - [Sample_lesson.html]

Insert Format Tools Table Properties Preview

Arial TextPopper QuizPopper Quiz Group **A** **B** **I**

Activity Charts Crossword DidYouKnow DragNDrop Flash Card Hot Spot Jigsaw Puzzle Labeling Ordering Photo Album Seek A Word Slideshow Sorting Tabbed Info Timeline

Page Break Horizontal Rule

Image Bookmark HyperLink Media Widget

Special Characters Math Characters Equation F3

Modify Activity Remove Activi

Chart Preview

Shape: Circle

Auto

Auto

Edit

Color: [Red] %: Auto

Title:

Details:

Add Section Add Sub Section Remove

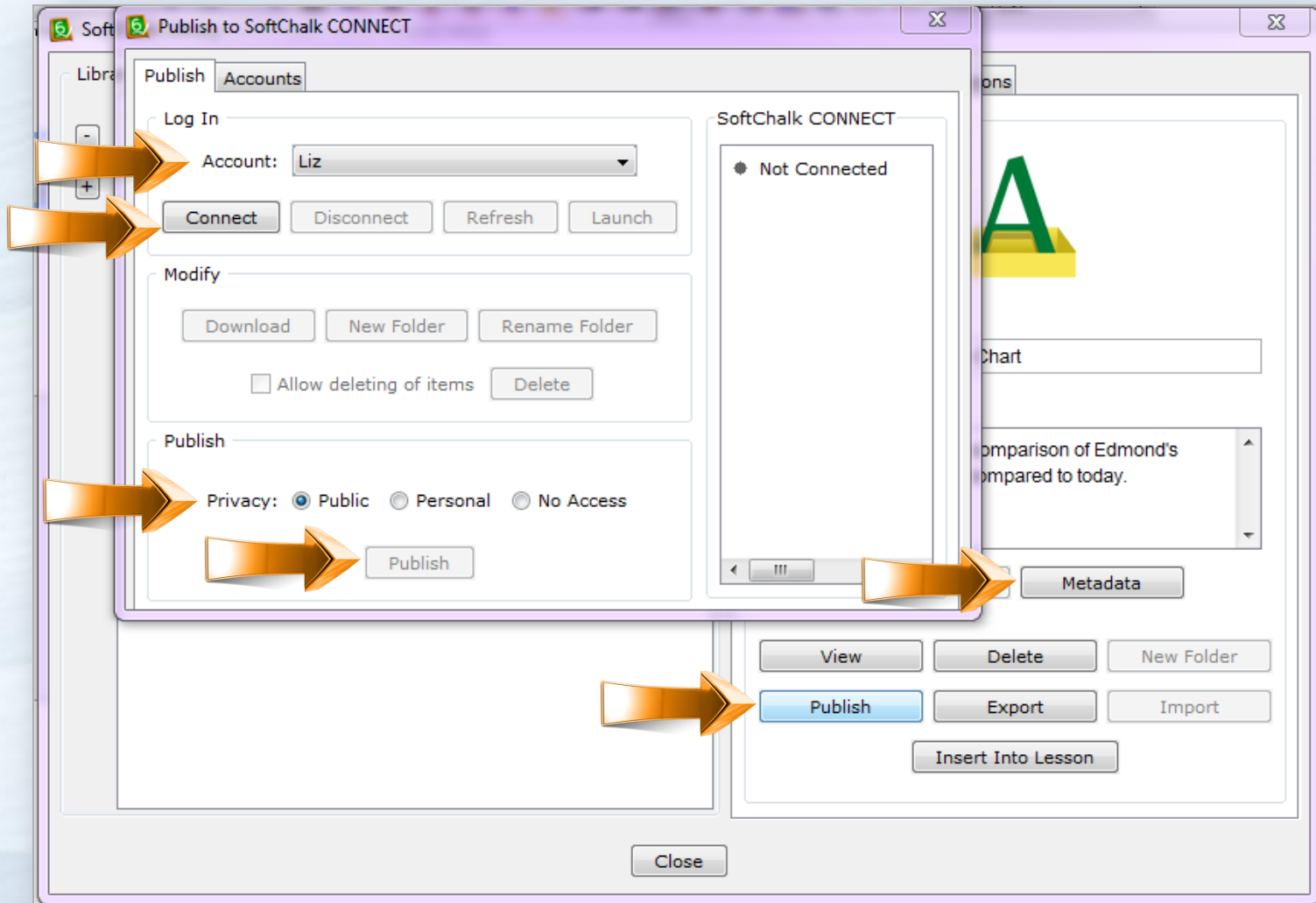
OK Cancel

Activity



Create a new SoftChalk activity using the sample lesson.

Publishing to Connect



Groups and Publishing

Please let me know if you are interested in learning more about Groups and Publishing!

When these features are working properly I would love to meet with you and go through them one-on-one.

Review

SoftChalk Connect is an online, community-supported repository for Reusable Learning Objects. You can create, publish, and embed activities using Connect to enhance the interactivity of your lesson.

Questions?

Presentation and steps will be available on <http://cpdeconnect.pbworks.com> shortly

Don't Forget...

- ScoreTracker Mini Session
 - Tracking students' scores on SoftChalk quizzes and activities
 - Wednesday, September 29, 12:00 – 1:30
 - Free lunch!
- Please sign in! Each semester CPDE gives away a netbook or iPad to a lucky faculty member for attending our mini sessions, but you must sign in to be eligible!